

Cyflwyniad i ffoneg  
Introduction to phonics  
*Blwyddyn / Year 3 a 4*



## • Pam?

Strwythur a chysondeb i ddysgu Ffoneg yng nghanam cynnydd 2 a 3.

Mae dysgu sut i ddarllen ac ysgrifennu fel dysgu côd. Trwy ffoneg, bydd dysgu synau llythrennau unigol ac hefyd synau llythrennau cyfun yn galluogi plant i ddadgodio geiriau.

## Why?

More structure and consistency to learning phonics in Progression Step 2 and 3.

Learning to read and write is like learning a code. Through phonics, learning the sounds of individual letter as well as the sounds of combined letters will allow children to decode words.



# Geirfa defnyddiol / Useful vocabulary



Phoneme - y sain lleiaf mewn gair.  
(smallest unit of sound in word)

Grapheme - y symbol

Blending - adeiladu geiriau o synau unigol.

Segmenting - torri geiriau mewn i synau unigol.

Digraph - dwy lythyren sy'n gwneud 1 sain e.g. oo.


Trigraph - tair llythyren sy'n gwneud 1 sain fel 'igh'.

.



Ch yw'r grapheme - y sŵn  
wedi ysgrifennu / the way  
we write the phoneme.


Phoneme yw'r sŵn




'ch'

chemist  
/k/  
sound

chef  
/sh/  
sound



Digraphs - dwy lythyren sydd yn creu un sain.




ch sh th wh ph

ck ay ai ey ue ee

oo ie qu ow er

ew oa oe ar ur

Trigraph - tair llythyren sydd yn creu 1  
sain.



ear air ure

eau igh tch

ear air ure

eau igh tch



- Mae angen ymestyn y synau isod ychydig. These first sounds should all be stretched slightly. Try to avoid saying uh after each one: eg /mm/ not muh, /ss/ not suh, /ff/ not fuh

- m - mmmmmountain (keep lips pressed together hard)
- s - ssssnake (keep teeth together and hiss - unvoiced)
- n - nnnnnnet (keep tongue behind teeth)
- f - ffffflower (keep teeth on bottom lip and force air out sharply - unvoiced)
- l - lllleg (keep pointed curled tongue behind teeth).
- r - rrrrrrobot (say rrr as if you are growling)



- v - vvvvvvulture (keep teeth on bottom lip and force air out gently)
- z - zzzzzzig zzzzzag (keep teeth together and make a buzzing sound)
- th - thhhhank you (stick out tongue and breathe out sharply)
- sh - shhhh (make a shhh noise as though you are telling somebody to be quiet!)
- ng - thinnnnngg on a strinnnnngg (curl your tongue at the back of your throat)
- nk - I think I stink (make a piggy oink noise without the oi 'nk nk nk').



These next sounds cannot be stretched. Make the sound as short as possible avoiding **uh**.

## Synau byr

t - (tick tongue behind the teeth - unvoiced)

p - (make distinctive p with lips - unvoiced)

k - (make sharp click at back of throat)

c - as above

h - (say h as you breathe sharply out - unvoiced)

ch - (make a short sneezing sound)

x - (say a sharp c and add s - unvoiced)





- d - (tap tongue behind the teeth).
- g - (make soft sound in throat).
- b - (make a short, strong b with lips).
- j - (push lips forward).
- y - (keep edges of tongue against teeth).
- w - (keep lips tightly pursed).
- qu - (keep lips pursed as you say cw - unvoiced)



- **a:** a-a-a (open mouth wide as if to take a bite of an apple).
- **e:** e-e-e (release mouth slightly from a position).
- **i:** i-i-i (make a sharp sound at the back of the throat - smile).
- **o:** o-o-o (push out lips, make the mouth into o shape).
- **u:** u-u-u (make a sound in the throat)

- The long vowel sounds are all stretchy sounds / llafariad hir
  - ay: ay may I play
  - ee: ee what do you see?
  - igh: fly high
  - ow: blow the snow
  - oo: poo at the zoo
  - oo: look at a book
  - ar: start the car
  - or: shut the door
  - air: that's not fair
  - ir: whirl and twirl
  - ou: shout it out
  - oy: toy for a bo





# Synau B13

s a t p
i n m d
g o c k
ck
e u r
h b f l
ff
ll
zz/ss
j v w x
y z
th
ch
sh



# Synau B/4

ng

ai

ee

igh

oa

oo

ar

ow

oi

ear

air

ure

ay

oy

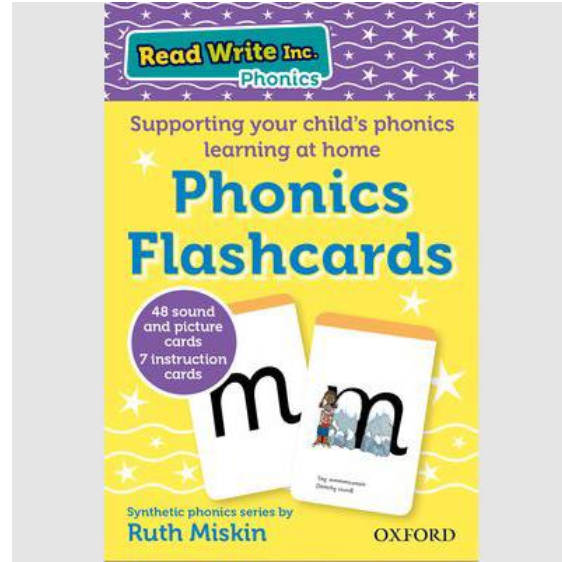
ie

ea

# Sut i helpu eich plentyn / how to help your child.

- Wrth ddarllen llyfrau , trafodwch sut mae llythrennau gwahanol yn creu'r un sŵn e.e. **ea and ee**
- Whilst reading with your child look how different letters can make the same sound.
- Adnabod digraphs / trigraphs gwahanol a sut maen nhw yn creu un sŵn.
- Recognise different digraphs / trigraphs and recognise how they can make the same sound.





# Cyfrifon Instagram Instagram accounts

@thephonicsfairy

@phonics\_made\_easy

@timeforphonics

@phunphonics\_and\_magi

cmaths

